

**canfield  
connector**

## 7000 SERIES

REED AND ELECTRONIC SENSORS FOR  
2" TO 8" BORE TIE ROD CYLINDERS  
OR 3/4" TO 4" ROUND CYLINDERS

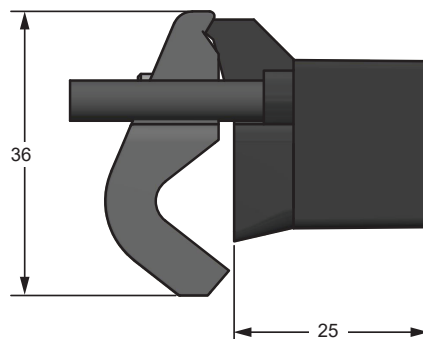
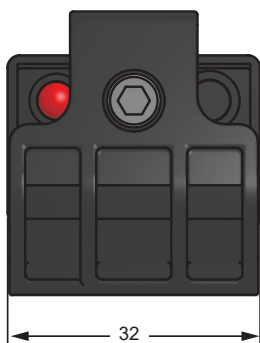
### GENERAL DESCRIPTION

The Canfield 7000 Series proximity sensors are used to sense position on cylinders. They accommodate 2 to 8 inch bore tie rod cylinders or 3/4 to 4 inch round cylinders. This proven design is rugged yet cost effective. The Series 7000 boasts the largest number of custom circuits to match applications found in the market. Examples include; 1 or 4 Amp reed switches, normally open, normally closed or SPDT switch types, reed or electronic sensing elements in the same package style, and the industry's first 120 VAC Hall sensor. A wide range of enclosures and connector options are available. To reduce stocking requirements, two clamp options feature a self-adjusting clamp for NFPA and other tie rod cylinders from 2 to 8 inch bore. Another clamp option features a band clamp from 3/4 to 4 inch round cylinders.




### DIMENSIONAL DATA

All dimensions are in millimeters unless otherwise noted.



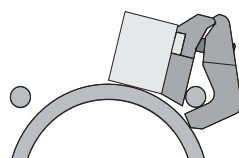
### CONNECTION OPTION

12mm



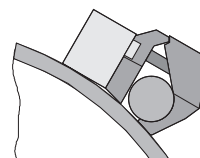
### MOUNTING / CLAMP STYLES

STYLE: 0



Clamp for NFPA tie-rod cylinders Universal 2" to 6" bore.

STYLE: 9



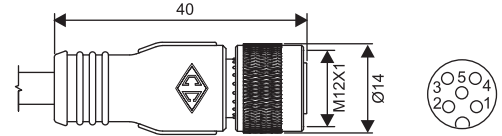
Clamp for NFPA tie-rod cylinders 6" to 8" bore.

## TECHNICAL DATA

<b>Switch Type / Tech. Specs.</b>	See Ordering Information†
<b>Sensitivity / Orientation</b>	Reed / Electronic: 85 Gauss Parallel (measured from sensor surface)
<b>Shock</b>	Up to 30G (11ms) Reed Only (not applicable for electronics)
<b>Vibration</b>	Up to 20G (10-55 Hz) Reed only
<b>Materials</b>	Cable: PVC House: PEI, PA
<b>Temperature Range</b>	-20° to +80°C
<b>Environmental Protection</b>	Designed for IP 67 / NEMA 6
<b>Cable Diameter</b>	5.1mm
<b>Wire Gauge</b>	22 AWG standard

## (ADDITIONAL) MATING CORDSETS / CONFIGURATION

**12mm female molded locking connector**  
(3 pole) 250VAC/DC 4 Amps max.

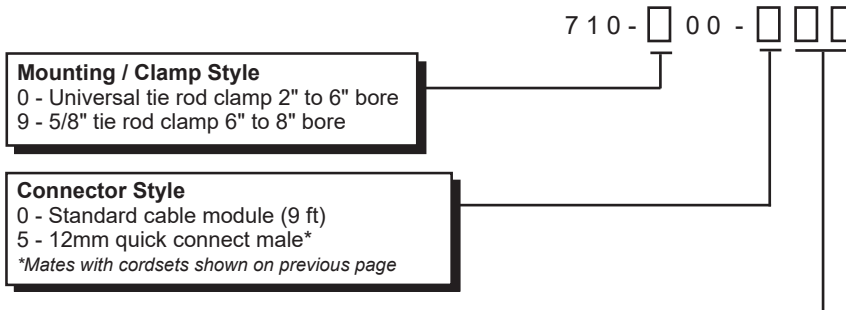


Brown = Pin 1  
Blue = Pin 3  
Black = Pin 4  
N/C = Pin 2  
N/C = Pin 5

### Order P/N:

RC12-AFM030-0120C10A (2m length)  
RC12-AFM030-0150C10A (5m length)

## ORDERING INFORMATION



### Mounting / Clamp Style

0 - Universal tie rod clamp 2" to 6" bore  
9 - 5/8" tie rod clamp 6" to 8" bore

### Connector Style

0 - Standard cable module (9 ft)  
5 - 12mm quick connect male\*

\*Mates with cordsets shown on previous page



Switch Type†	Description	Function	Switching Voltage	Switching Current	Switching Power	Voltage Drop
01	Reed Switch, 2 Wire	Normally Open SPST	0 - 240V AC/DC 50/60 Hz	1 Amp max.	30 Watts max.	0 Volts
04	Reed Switch, MOV, Red LED, 2 Wire	Normally Open SPST	5 - 240V AC/DC 50/60 Hz	1 Amp max. .005 Amps min.	30 Watts max.	3 Volts
05	Reed Switch, 2 Wire	Normally Closed SPST	0 - 120V AC/DC 50/60 Hz	1 Amp max.	20 Watts max.	0 Volts
06	Reed Switch, Red LED, 3 Wire	Single Pole, Double Throw	5 - 120V AC/DC 50/60 Hz	1 Amp max. .005 Amps min.	20 Watts max.	3 Volts/load1 0 Volts/load2
09	Reed Switch, MOV, Red LED, 2 Wire	Normally Closed SPST	5 - 120V AC/DC 50/60 Hz	1 Amp max. .005 Amps min.	20 Watts max.	3 Volts
15	AC Electronic Sensor for Reed Magnets, Red LED, 3 Wire	Normally Open TRIAC output	12-24 VAC	600 mA max. 5 Amps Inrush	15 Watts max.	1 Volt
16	AC Electronic Sensor for Reed Magnets, Red LED, 3 Wire	Normally Open TRIAC output	120 VAC	600 mA max. 5 Amps Inrush	72 Watts max.	1 Volt
21	Reed Switch, MOV, 2 Wire	Normally Open TRIAC output	10 - 240 VAC 50/60 Hz	4 Amps max. 50 Amps Inrush	100 Watts max.	1 Volt
23	Reed Switch, MOV, Red LED, 3 Wire	Normally Open TRIAC output	10 - 50 VAC 50/60 Hz	4 Amps max. 50 Amps Inrush .005 Amps min.	100 Watts max.	1 Volt
24	Reed Switch, MOV, Red LED, 3 Wire	Normally Open TRIAC output	24 - 240 VAC 50/60 Hz	4 Amps max. 50 Amps Inrush .005 Amps min.	100 Watts max.	1 Volt
25	Reed Switch, MOV, 2 Wire	Normally Closed TRIAC output	10-120 VAC 50/60 Hz	4 Amps max. 50 Amps Inrush	100 Watts max.	1 Volt
29	Reed Switch, MOV, Red LED, 3 Wire	Normally Closed TRIAC Output	10-120 VAC 50/60 Hz	4 Amps max. 50 Amps Inrush .005 Amps min.	100 Watts max.	1 Volts
31	Electronic for Reed Magnet, Red LED & Sourcing, 3 Wire	Normally Open PNP	6 - 24 VDC	1 Amp max.	24 Watts max.	0.5 Volts
32	Electronic for Reed Magnet, Red LED & Sinking, 3 Wire	Normally Open NPN	6 - 24 VDC	1 Amp max.	24 Watts max.	0.5 Volts

Each switch supplied with clamp assembly

**Ordering Example:** 710-000-004

Universal tie rod clamp, Standard cable, reed switch, lighted, MOV surge suppression, normally open, 5 - 240V AC/DC 50/60 Hz

 Consult factory for available versions listed by Canadian Standards Association for use with certified electrical equipment.

[www.canfieldconnector.com](http://www.canfieldconnector.com) ◆ [em: customerservice@canfieldconnector.com](mailto:customerservice@canfieldconnector.com) ◆ [ph: 1-800-554-5071](tel:1-800-554-5071)