

**canfield
connector**

R5000 SERIES

ISO
RECTIFIED
SOLENOID VALVE CONNECTORS

GENERAL DESCRIPTION

Canfield Connector's R5000 Series solenoid valve connectors incorporate full-wave bridge rectifiers inside the DIN Style "A" EN175301-803 (Formerly DIN 43650) connectors. This standard permits industry interchange-ability and has been embraced by the solenoid valve industry worldwide. The R5000 converts alternating current to direct current reducing coil burnout due to valve sticking. Also, direct current eliminates AC "hum" inherent to alternating current. Features include the ability for the user to wire the connector into existing installations. Wire connections are made inside the connector housing and the wire inlet is either PG9, PG11 or 1/2" conduit. The R5000 has a maximum current rating of 1 Amp continuous with maximum wire gauge diameter of 14 AWG. An indicator light is offered for instant diagnostics and to aid setup and installation. The HT High Top connector accommodates larger wire gauge and easy installation.

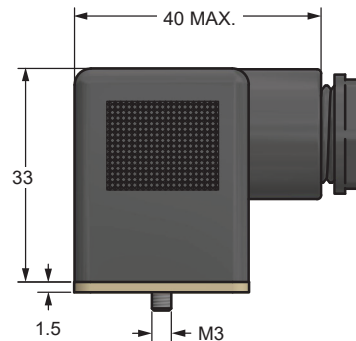
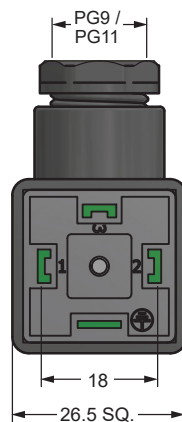


ISO PG9 , Unlighted version shown above

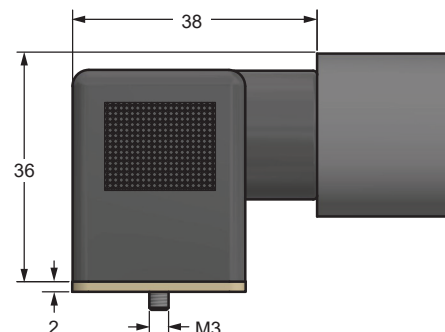
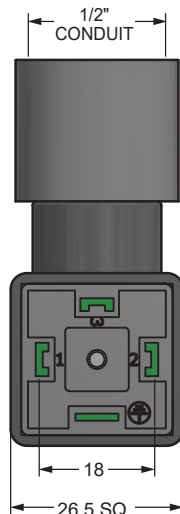
DIMENSIONAL DATA

All dimensions are in millimeters unless otherwise noted.

PG9 / PG11 Ground Down Shown



1/2" CONDUIT Ground Down Shown



TECHNICAL DATA

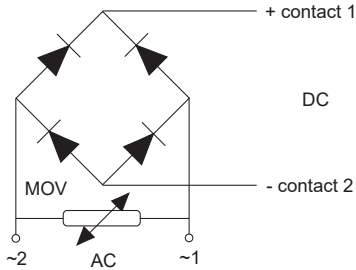
Current Max.	Continuous: 1 Amp Inrush: 15 Amps for 15 ms
Voltage Max.	250 VAC 50/60 Hz
Voltage Drop	2.2 Volt Max.
Materials	Housing: Black, Translucent (lighted styles)
Gasket Temperature Max.	Nitrile: -25° to +90°C Silicone: -40° to +125°C
Environmental Protection	IP 65 / NEMA 4, Dust tight and water resistant
Cable Diameter	PG9: 0.236" to 0.315" O.D. PG11: 0.315" to 0.394" O.D. 1/2" Conduit: 0.410" maximum
Wire Gauge	14 AWG
Size	ISO: 18mm pin spacing - DIN Style "A" EN175301-803
Number of Contacts	2+ ground (Pin 3 open spot)

NOTE: Slight discoloration may occur to translucent material after prolonged exposure to UV rays.

WIRING INFORMATION

Terminal Configuration	
	Chassis Ground
1	(+) Pos. / High
2	(-) Neg. / Neut.

SCHEMATIC



ORDERING INFORMATION

Each connector kit contains screw, washer and gasket assembly.

Use a prefix of "G" for Individually Bagged

R 5 0 - 0 0 0 0

Orientation
1 - Ground down
Additional ground orientations available

Lighting Specification*
0 - Unlighted (black housing)
3 - 6 - 48 VAC 50/60 Hz
 (translucent housing)
7 - 100 - 240 VAC 50/60 Hz
 (translucent housing)
* Includes rated MOV suppression

Connector Types
08 - ISO High Top strain relief PG9
09 - ISO High Top strain relief PG11
10 - ISO High Top 1/2" conduit

Gasket
1 - Nitrile
2 - Silicone
3 - Nitrile profile

Ordering Example: R5100-1080000

Rectified, ground down, unlighted, nitrile gasket, ISO HT strain relief PG9 connector