


LevelPro® - LP75 Series Thru-Point Connector

Durability, Safety and Protection


The **LP75 Series Thru-Point Connector** boasts exceptional chemical resistance, ensuring durability and reliability even in harsh environments. Featuring VaporBloc technology, it effectively blocks vapor emissions from the tank, minimize environmental impact and enhancing safety. The 2" NPT connection has been designed specifically for tanks, it offers a secure and efficient solution for fluid transfer and containment systems.



- ✔ Blocks Out Corrosive Chemical Fumes
- ✔ Pressure Tested to 75 psi
- ✔ Protects Environment from Fumes

Features


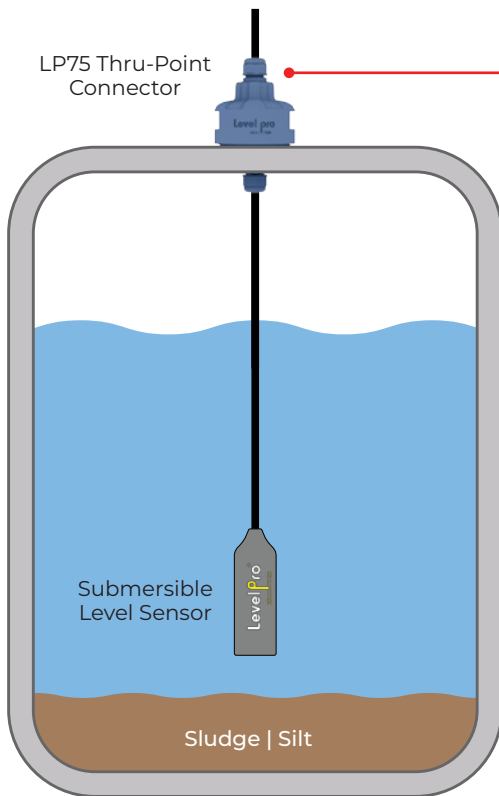
- ✔ 2" NPT Connection
- ✔ Excellent Chemical Resistance
- ✔ VaporBloc® Technology



Model Selection

LP75 Thru-Point Connector			
Size	Part Number	Cord Grips	Material
2"	LP75-PP	1 No.	PP Body & Grip FPM VaporBloc
2"	LP75-2-PP	2 Nos.	PP Body & Grip FPM VaporBloc

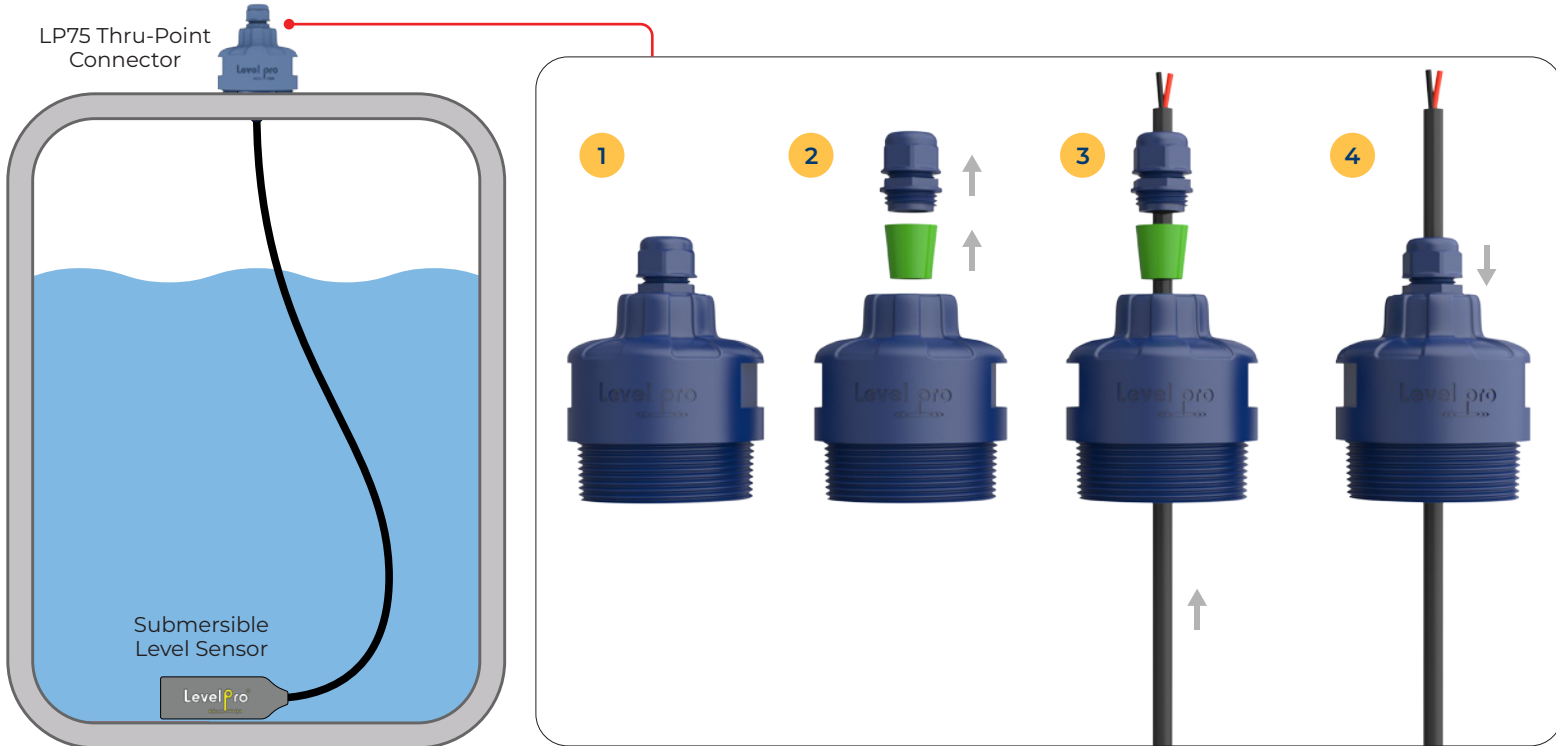
Installation (Elevated Applications)



Procedure

- 1 The **LP75-2 Series Thru-Point Connector** Double Cord Grips Ensures the Sensor Cable is held in Place.
- 2 Remove the Cord Grips and VaporBloc.
- 3 Feed the Sensor Cable through the VaporBloc and the Cord Grips.
- 4 Tighten the Cord Grips (Securing the sensor in place)

Installation (Bottom Applications)



Procedure

- 1 The **LP75 Series Thru-Point Connector** Cord Grip Ensures the Sensor Cable is held in Place.
- 2 Remove the Cord Grip and VaporBloc.
- 3 Feed the Sensor Cable through the VaporBloc and the Cord Grip.
- 4 Tighten the Cord Grip (Securing the sensor in place)