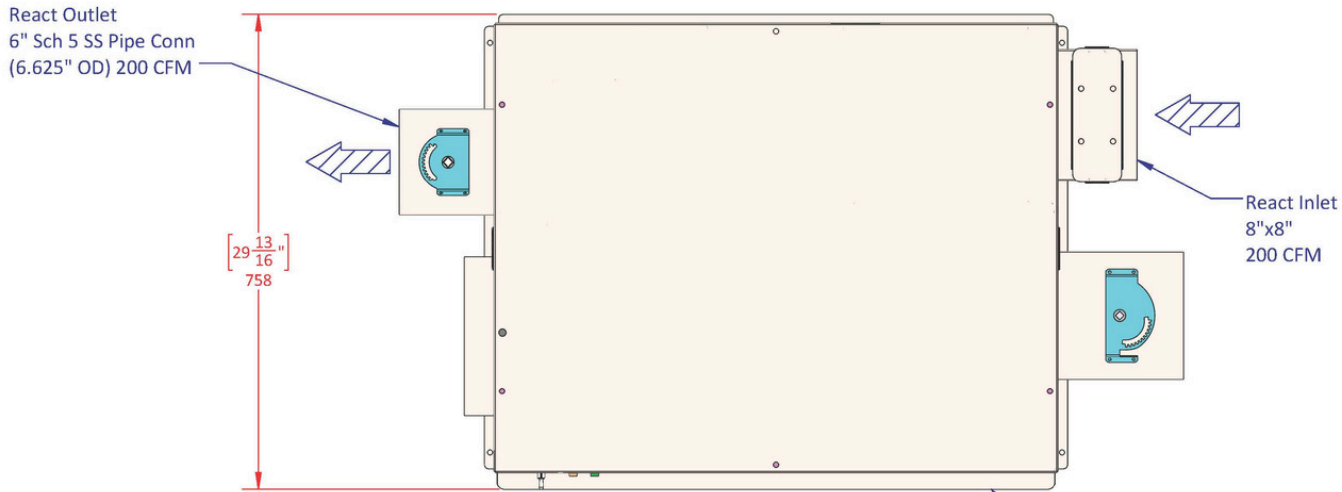
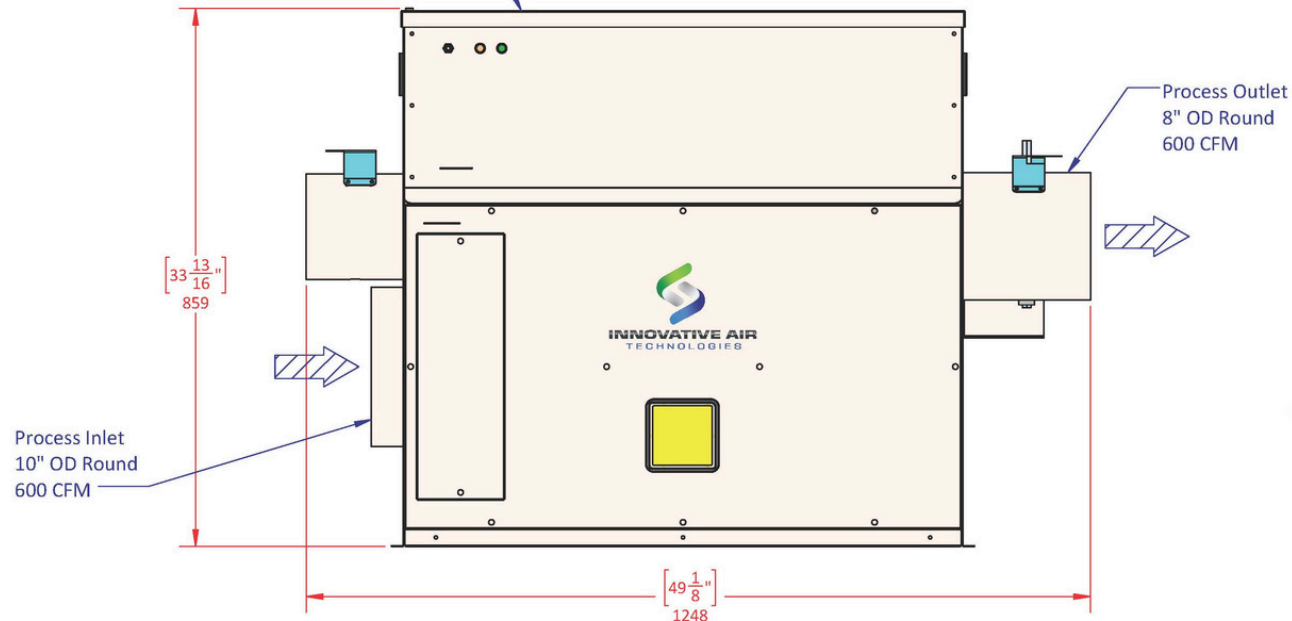


IAT-600REC Unit Outline



TOP VIEW



FRONT VIEW

SPECIFICATIONS:

- PROCESS AIR FLOW: 600 CFM
- REACTIVATION AIR FLOW: 200 CFM
- EXTERNAL STATIC PRESSURE: 1.0" WC
- REACTIVATION HEAT: 40,000 BTUH
- DESICCANT ROTOR: SILICA GEL

TYPICAL PERFORMANCE:

- 75 DEG. F @ 50%RH - 17.8 LBS/HR.
- 75 DEG. F @ 30%RH - 11.8 LBS/HR.
- 75 DEG. F @ 10%RH - 4.0 LBS/HR.

GENERAL NOTES:

1. STAINLESS STEEL CONSTRUCTION.
2. REACT & PROCESS OUTLETS EQUIPPED WITH AIR VOLUME DAMPERS.
3. 30% REPLACEABLE FILTER.
4. ALLOW A MINIMUM OF 5% MAKE UP AIR ON PROCESS INLET.
5. SILICA GEL DESICCANT IS EMBEDDED IN ROTATING WHEEL.

AVAILABLE OPTIONS:

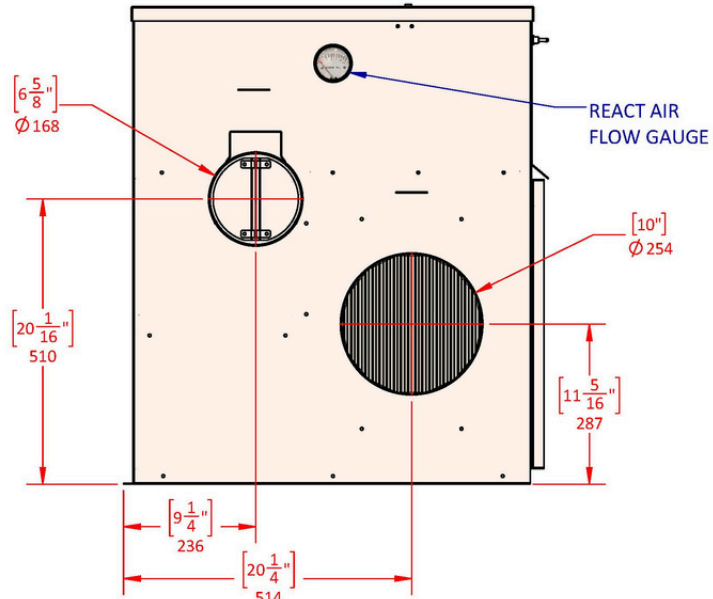
6. BUG SCREEN IN CONTROL PANEL VENT.
7. WEATHER PROOF CONSTRUCTION.
8. DUCT TRANSITIONS. SCH 5 PIPE TO STANDARD DUCT SIZES.
9. MIXED AIR BOXES.
10. SUBMIT CUSTOM REQUESTS TO INFO@DEHUMIDIFIERS.COM



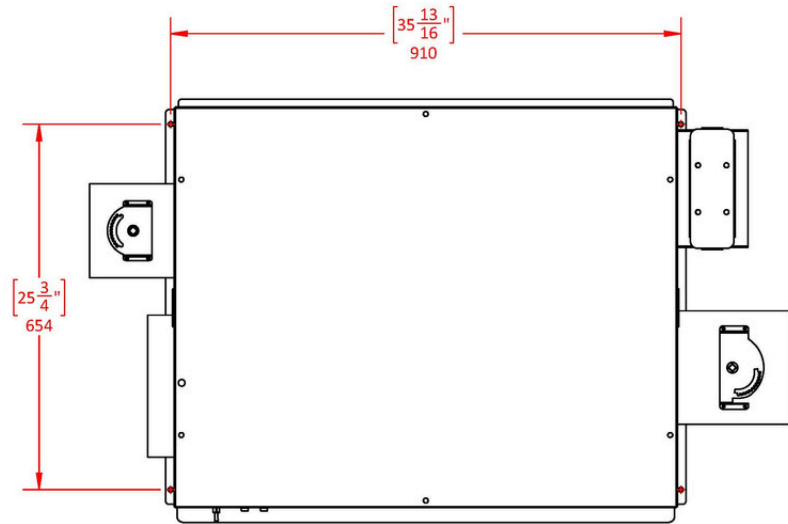
THE INFORMATION CONTAINED IN THIS DRAWING IS THE SOLE PROPERTY OF INNOVATIVE AIR TECHNOLOGIES, INC. ANY PARTIAL OR COMPLETE REPRODUCTION WITHOUT THE WRITTEN PERMISSION OF INNOVATIVE AIR TECHNOLOGIES, INC. IS PROHIBITED.

PROJECT: 600REC COMPACT - UNIT OUTLINE		
TITLE: IAT-600REC		
DWG NO: N/A	WEIGHT: 300 LBS	
DRAWN BY: JP	CHECK BY: KO	DATE: 2/9/2023
SIZE: B	SCALE: -	SHEET: 1 OF 2

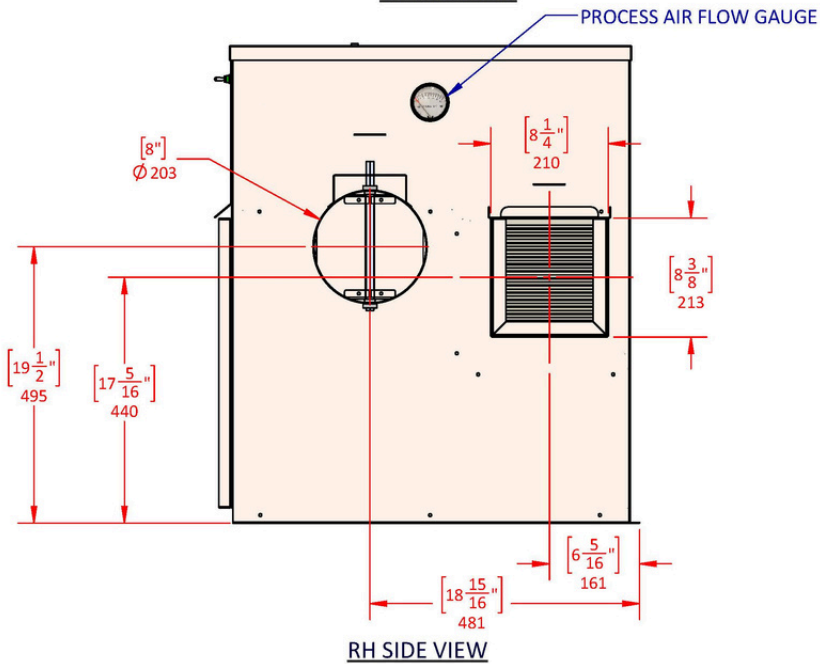
IAT-600REC Unit Outline



LH SIDE VIEW



MOUNTING LOCATION DETAIL
(TOP VIEW)



RH SIDE VIEW




INNOVATIVE AIR TECHNOLOGIES
 16200 GEORGIA PEACH AVE - COVINGTON, GA 30014
 PHONE: (770) 788-6744 | www.dehumidifiers.com

THE INFORMATION CONTAINED IN THIS DRAWING IS THE SOLE PROPERTY OF INNOVATIVE AIR TECHNOLOGIES, INC. ANY PARTIAL OR COMPLETE REPRODUCTION WITHOUT THE WRITTEN PERMISSION OF INNOVATIVE AIR TECHNOLOGIES, INC. IS PROHIBITED.

PROJECT: 600REC COMPACT - UNIT OUTLINE			
TITLE: IAT-600REC			
DWG NO: N/A	WEIGHT: 300 LBS		
DRAWN BY: JP	CHECK BY: KO	DATE: 2/9/2023	
SIZE: B	SCALE: -	SHEET: 2 OF 2	

IAT-600REC General Specifications



GENERAL NOTES:

- Stainless steel construction.
- React & process outlets equipped with air volume dampers.
- 30% replaceable filter.
- Allow a minimum of 5% make up air on process inlet.
- Silica gel desiccant is embedded in rotating wheel.

AVAILABLE OPTIONS:

- Weather-proof construction.
- Duct transitions: schedule 5 pipe to standard duct sizes.
- Mixed air boxes.

Process Airflow	600CFM		
Process Fan ESP	1.0" WC		
React airflow	200 CFM		
React Fan ESP	0.75" WC		
Weight	300 lbs.		
Height	34"		
Width	49" Indoor / 62" Outdoor		
Depth	30"		
Process Inlet (OD)	10"		
Process Outlet (OD)	8"		
React Inlet (square)	8" x 8"		
React Outlet (OD)	6.625"		
Filters	MERV 8		
Construction	18 Gauge Stainless		
Desiccant	Silica Gel		
Voltage options	Voltage	SCCR (KA)	FLA
	208/3/60	10	39.4 amps
	240/3/60	10	34.8 amps
	480/3/60	10	17.9 amps
	575/3/60	35	14.9 amps
Reactivation Heat	40,000 btuh		
Power Consumption	11,400 watts		
Performance Specs	75°F @ 50% RH - 18.9 lbs./hr. 75°F @ 30% RH - 12.2 lbs./hr. 75°F @ 10% RH - 4.1 lbs./hr.		
Decibel Level	78.2		